

AUSTRALIAN ETA APP



11:05

Consent agreement Cancel

Australian ETA app application consent agreement

Ensure the applicant understands and agrees to these conditions.

Travel requirements

During the period that Australia has implemented inward travel restrictions you cannot come to Australia unless you are exempt from Australia's travel restrictions and have a valid visa. Grant of an ETA does not mean you have been granted a travel restriction exemption permitting you to enter to Australia. You will need to apply separately for an Australian travel exemption. Check [Travel restrictions | COVID-19 and the border](#) to determine your eligibility for an exemption.

Your use of the Australian ETA

...

Decline Agree

11:05

Before applying Cancel

The applicant must be present with their passport/s and have a valid email address to apply using the Australian ETA App. All fields in the application are mandatory unless otherwise stated. To apply, the applicant will be required to:

- 1. Allow the app to scan their passport and read the passport chip.**

A photo of the personal data page of the passport will be taken and the information contained on that page and in the passport chip will be used for the purpose of completing some of the application.
- 2. Take or have a photo taken of themselves.**

This confirms the person applying for the ETA is the same person shown in the passport.
- 3. Answer a few questions.**

Not all of the information necessary to complete an ETA application can be obtained directly from the passport. The answers to these questions provide more information to assist in the processing of the application.

Use the valid passport the applicant will use to travel to Australia.

Start

AUSTRALIAN ETA APP



How to scan the passport.

Remove any cases or covers from the applicant's passport and the mobile device.

Open the applicant's passport to the personal data page and place the passport on a flat surface.

Ensure your fingers do not cover any of the personal information.

Avoid any glare, reflections or shadows.

The full page must be inside the frame, including the two lines of numbers and letters at the bottom of the page. The app will prompt you to adjust the device to make sure you capture the applicant's passport correctly. These prompts will appear at the

Scan passport



How to read the passport chip

Place the phone on the top of the passport's front cover.

Move your device slowly around the document until the app recognises the passport chip. The chip is located in different places in different documents.

Keep your device still when the app starts reading the passport chip.

Read passport chip



Check that the information below is exactly as it appears in the applicant's passport.

Nationality
Singapore

Family name
LIM

Given name
[REDACTED]

Date of birth
[REDACTED]

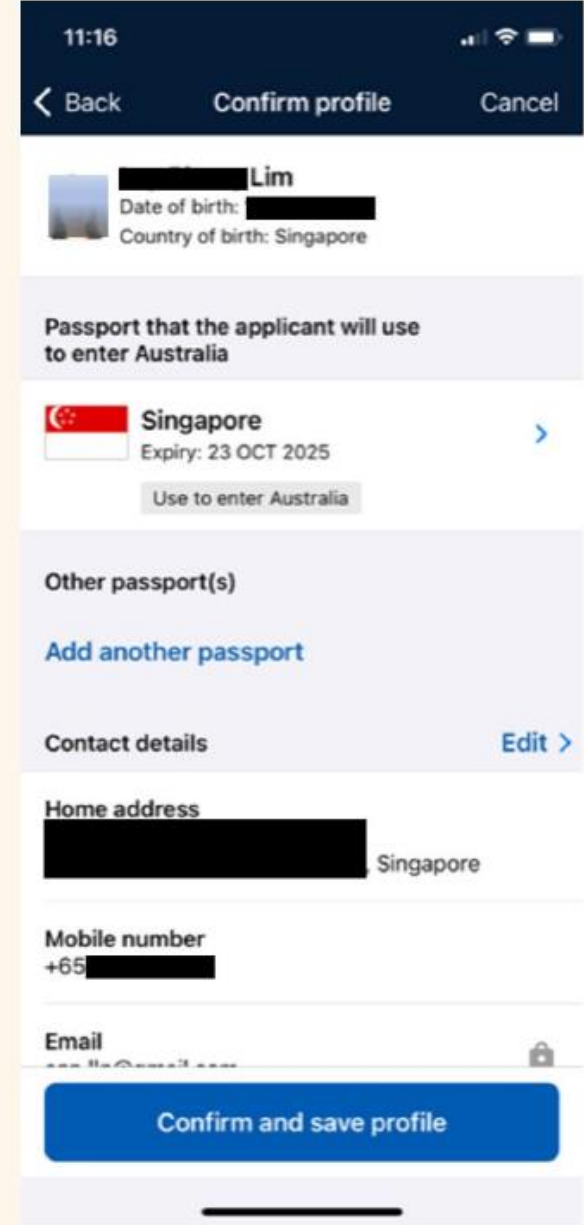
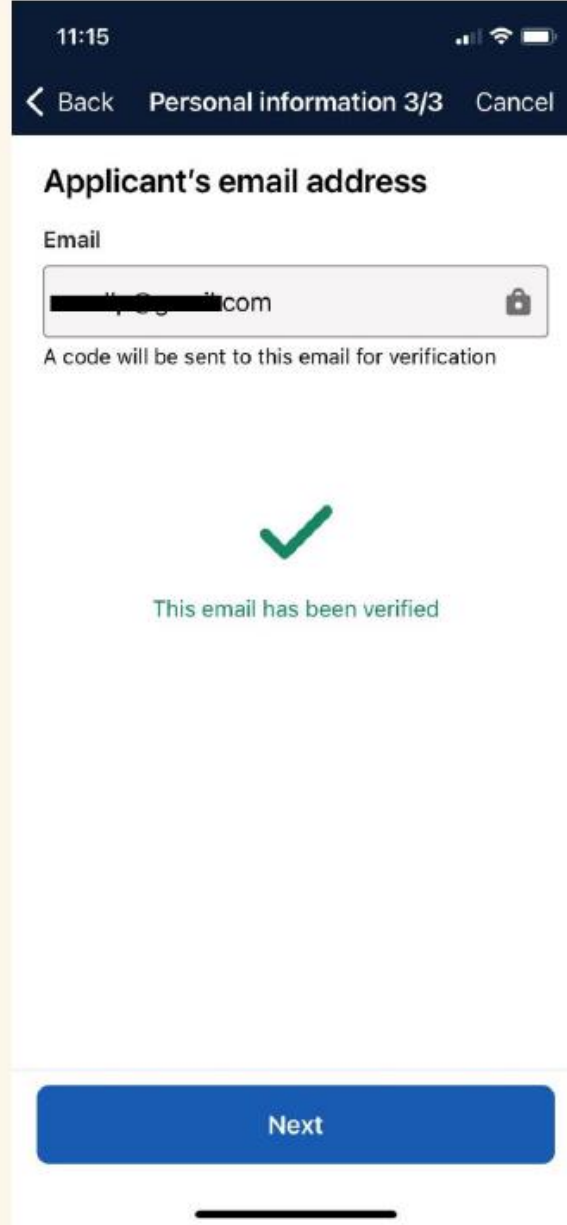
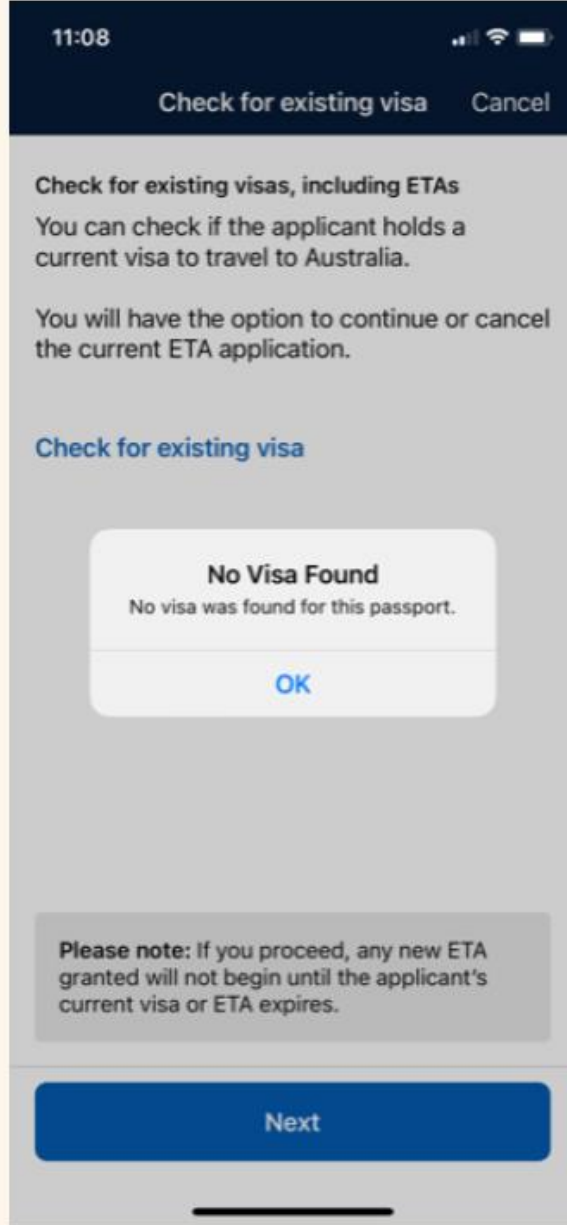
Sex
F

Passport number
[REDACTED]

Personal number
[REDACTED]

Rescan Confirm

AUSTRALIAN ETA APP



AUSTRALIAN ETA APP

11:16 Save and exit

ETA type and location

Select ETA type

Business

Tourist

Are you the applicant?

Yes

No

I declare that the applicant is outside Australia and currently located in

Step 1 of 6 Next



11:16 Save and exit

< Back

Declaration

As an applicant, I understand that if my visa ceases to be in effect and I do not hold another visa to remain in Australia at that time, I will be an unlawful non-citizen under the Migration Act 1958. As such, I will be expected to depart from Australia and be subjected to removal under the Migration Act 1958.

Yes

No

Step 2 of 6 Next



11:16 Save and exit

< Back

Criminal convictions

Has the applicant ever had a criminal conviction?

If the applicant has been convicted of an offence in any country (including any conviction which has now been removed from official records) this means the applicant has a criminal conviction. This includes when the applicant has been found guilty of any offence, regardless of whether the applicant has been sentenced to a term of imprisonment or whether the applicant has a spent conviction.

If the applicant fails to disclose a criminal conviction, the applicant may be refused entry to Australia upon arrival and the applicant's visa may be cancelled. If the applicant has a criminal conviction in any country, the applicant should apply for a Visitor (subclass 600) visa instead.

No

Yes

Step 3 of 6 Next

AUSTRALIAN ETA APP

11:17 📶 🔋

[← Back](#) Save and exit

Domestic violence

Has the applicant ever been charged or convicted of a family or domestic violence offence or any similar related offence?

No

Yes

Has the applicant ever been the subject of a domestic or family violence order, or any other order, of a tribunal or court or other similar authority, for the personal protection of another person?

No

Yes

Step 4 of 6 Next



11:17 📶 🔋

[← Back](#) Save and exit

Intended address

The applicant's contact details in Australia

I know the address

I don't know the address

Step 5 of 6 Next



11:23 📶 🔋

[← Back](#) Save and exit

Payment

Invoice

Australian ETA application	\$20.00 AUD
----------------------------	-------------

The transaction will appear as "iVISA SERVICES NORTH SYDNEY" in your statement.

Select how you want to pay for the application.

Pay with:

Apple Pay

Credit card


AUSTRALIAN ETA APP

11:25

Application(s) received

The application(s) has / have been submitted. Turn on notifications to receive an update on the application outcome within 12 hours.

Turn on notifications

 [Redacted] Lim ✓
Date of birth: [Redacted]

If you have any questions, please visit the help section or contact us.

Done



Visa status

Granted

The following visa has been found with your passport information provided.

Visa details

Visa:
UD/601 ETA

Family name:
LIM

Given name:
[Redacted]

Passport number:
[Redacted]

Sex:
F

Date of birth:
[Redacted]

Visa grant number:
[Redacted]